

A Tufte Inspired Manuscript Using Quarto... and Typst!

v.1.0

Tufte Inspired Developers

github.com/fredguth/tufte-inspired

August 06, 2024




Figure 1. Edward R. Tufte, godfather of charts, slayer of slide decks. Art by Fred Guth and Mid-Journey.

This Tufte Inspired manuscript format for Quarto honors Edward Tufte’s distinctive style. It simplifies creating hand-out-like documents and websites by emulating the aesthetics of Tufte’s books. This document serves two purposes: It showcases the format and acts as an evolving authoring guide.

Introduction

Professor Emeritus of Political Science, Statistics and Computer Science at Yale University, Edward Tufte is an expert in the presentation of informational.

Tufte’s style is known for extensive use of sidenotes, integration of graphics with text and typography¹.

Table of contents

- Introduction 1
- Usage 2
- Bibliography 3

Tufte, Edward R. 2001. *The Visual Display of Quantitative Information*. 2nd ed.. Cheshire, CT: Graphics Press




Figure 2. Minard’s map of Napoleon’s Russian campaign, described by Edward Tufte as “may well be the best statistical graphic ever drawn” (Tufte 2001) .

¹Tufte’s website: <https://www.edwardtufte.com/tufte/>

Usage

Arbitrary Margin Content

You can include anything in the margin by placing the class `.column-margin` on the element. See an example on the right about the first fundamental theorem of calculus.

We know from *the first fundamental theorem of calculus* that for x in $[a, b]$:

$$\frac{d}{dx} \left(\int_a^x f(u) du \right) = f(x). \quad (1)$$

Arbitrary Full Width Content

Any content can span to the full width of the page, simply place the element in a `div` and add the class `column-page-right`. For example, the following code will display its contents as full width.

```

::: {.fullwidth}
Any _full width_ content here.
:::

```

Below is an example:

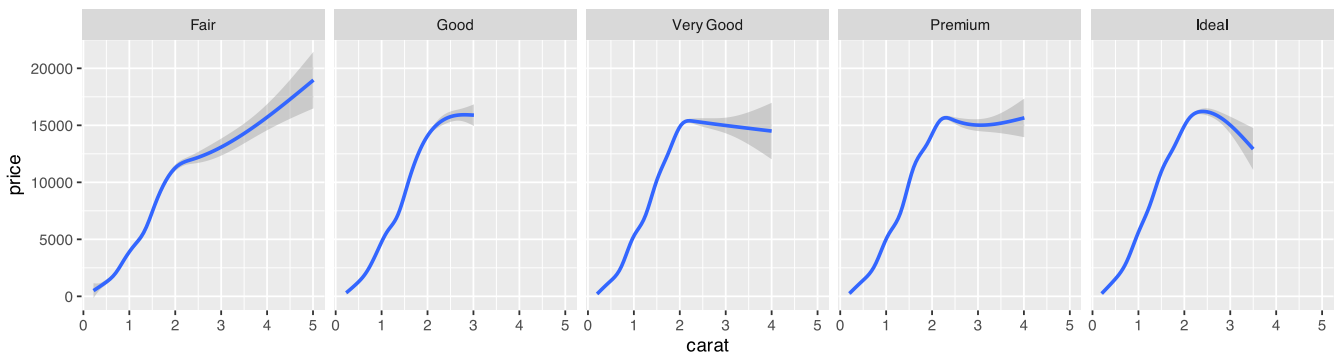


Figure 3. A full width figure.

Acknowledgements

Thanks to the Quarto and Typst teams for these wonderful tools. This format is made possible by [Quarto's community](#). Special thanks to:

- Mickaël Canouil (@mcanouil);
- Gordon Woodhull (@gordonwoodhull);
- Charles Teague (@dragonstyle);
- Raniere Silva (@rgaiacs); and
- Christophe Dervieux (@cderv)

Bibliography

Tufte, Edward R. 2001. *The Visual Display of Quantitative Information*. 2nd ed.. Cheshire, CT: Graphics Press